

panoramic[®] lightbox

Backlit booths & lightboxes
to give your message added impact!



panoramic[®] lightbox

More than a lightbox:
a complete backlit booth solution

Panoramic[®] full visual system is a booth solution that is 100% dedicated to image. With no visible profiles, its structure fades to the background to showcase your message. Panoramic lightbox is a next generation backlit lightbox that increases the visual impact of your booth when integrated. It offers homogeneous lighting, and graphics attach to the structure easily with silicone edging to make set up and dismantling quick and easy.



EXPERIENCE THE DIFFERENCE

FIVE REASONS TO CHOOSE PANORAMIC LIGHTBOX

AESTHETICALLY-PLEASING: The graphics are printed on light-diffusing fabric, which provides optimal color rendering. The LED optics are specially made for homogeneous light diffusion.

EFFECTIVE: The extremely thin frame edge means that only your graphic is visible, while interchangeable graphics make the solution easily adaptable to your ever-changing communication needs.

LIGHTWEIGHT: Its aluminum profiles and graphics printed on the fabric make this solution lightweight and easily transportable: a 1 x 2 m / 39" x 79" lightbox weighs less than 20 kg / 44 lbs.

QUICK AND EASY SET-UP: A Panoramic lightbox can be quickly set up by anyone using the Allen key supplied with the kit.

DURABLE: It features an eco-conscious lighting system and low energy consumption (60W for a 1 x 2 m lightbox).




LED light strips



#FREE-STANDING LIGHTBOX

#BACKLIT BOOTH



#WALL FRAME



#CEILING HANGING



#LIGHTED CEILING




#MOOD CORNER




APPLICATIONS

Exhibition booth - POS advertising - Signs - Setting design



SPECIFICATIONS



PROFILES

Single-sided profile (x3) – 8 cm / 3.14"
linear density: 1,4 kg / ml / 3.09 lbs/Lft
Double-sided profile (x4) - 12 cm / 4.72"
1,88 kg / ml / 3.97 lbs/Lft
Anodized gray or white.

LED LIGHTS


Strips of 3 or 5 LED lights
Cree brand
Wattage of each LED light: 2W
Voltage: 24V DC
Color temperature: 6,500 K (+-500 K)
MTBF (estimated lifetime): 20,000 hours
One-year guarantee

TRANSFORMER

Wattage
60W – 150W
Input
AC 170 ~ 264 V 50/60 Hz
Output
24V DC
CE / RoHS certified
One-year guarantee



Single-sided frame



Double-sided frame

