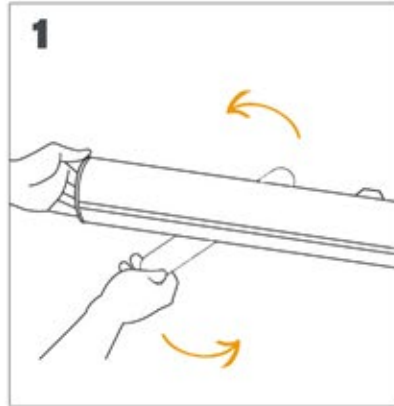


one.R1 & one.R2

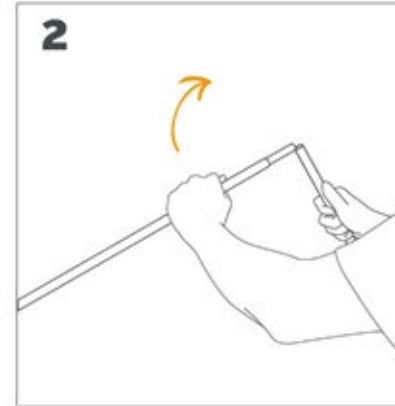
SET UP INSTRUCTIONS



Contents:
1 retractable banner stand + 1
three-part pole + transport bag



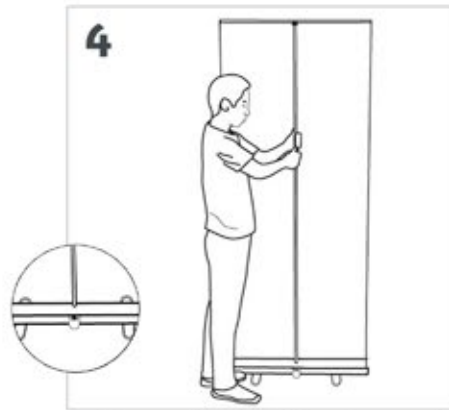
1
Turn out the stabilizing feet of
the base.



2
Unfold 3-part pole.
The tension of the bungee cord
adjusts the pole into the base
automatically.



3
Insert the head of the pole into
the hanger.



4
Insert the pole into the base and
adjust the perpendicularity in order
to avoid "waving" of the graphic.

